

# Fayette R-III Re-Entry Plan for 2020-2021

Revised March 22, 2021



Our community was impacted in an unprecedented way by the COVID-19 pandemic beginning in March 2020. As we return for the 2020-2021 school year, the Fayette R-III School District will work to minimize the risk of exposure to COVID-19 for students and staff. However, with a return to in-seat education, we must all acknowledge that this introduces a greater risk of exposure in spite of our best efforts. As health experts learn more about COVID-19, this document will continue to evolve to align with further protocols to prevent the spread of the virus. We will be poised to adapt to new information as it emerges so that we can create the safest, most robust educational experience possible to support the health and well-being of our students and staff.

Addressing Community Spread		
Substantial Spread	Minimal/Moderate Spread	Low/No Spread
<p><b>In person attendance rate below 80% with multiple confirmed cases among students and staff within the district.</b></p> <p><b>Instructional Model: Distance/Remote Learning</b></p> <ul style="list-style-type: none"> <li>Coordinate with local and state health officials.</li> <li>Implement distance/remote learning for students.</li> <li>Close off affected areas and if possible, wait 24 hours before cleaning and disinfecting.</li> <li>See <i>District Expectations for Distance Learning</i> at the end of this document.</li> </ul>	<p><b>Number of individuals in quarantine is equal to or exceeds 25. Yellow level will remain in place for 2 weeks from the time of transition from Green Level at which time the quarantine numbers will be evaluated to determine if a transition back to green is acceptable.</b></p> <p><b>Instructional Model: Traditional with more intensive mitigation strategies and enhanced social distancing in addition to low/no spread strategies.</b></p> <ul style="list-style-type: none"> <li>Isolate and deep clean impacted classrooms and spaces.</li> </ul>	<p><b>Instructional Model: Traditional with preventative practices and additional proactive processes/protocol</b></p> <ul style="list-style-type: none"> <li>The district will participate in contact tracing efforts as directed by local health officials (to the extent feasible). Students and adults who have come into close contact with someone who tests positive for COVID-19 should closely monitor for any COVID-19 symptoms and follow all instructions given by the local health department related to contact tracing.</li> <li>Implement protocol for students/staff who feel ill/experience symptoms when they come to school.</li> <li>Implement strategies for accommodating needs of children, teachers/staff, and families at higher risk for severe illness.</li> <li>Flexible attendance policy in place. Perfect attendance will not be incentivized as our preference is for anyone who is sick to stay home.</li> </ul>



## Practicing Prevention/Sanitation

### Substantial Spread

- Use social media and other communications to inform parents, students, and staff about COVID-19 symptoms, preventative measures, good hygiene, and school/district specific protocol.
  - Provide information regarding COVID-19 testing.
- Howard County Health Department  
 Phone: 660-248-3100  
 Missouri COVID-19 Hotline:  
 877-435-8411

### Minimal/Moderate Spread

- Follow Local Health Department guidelines and recommendations for prevention and mitigation strategies.
- Face coverings will be REQUIRED per the mask mandate passed by the board of education.

### Low/No Spread

- Teach and reinforce good hygiene measures such as handwashing and covering coughs.
- Provide hand sanitizing stations at various locations in each building.
- Post signage to communicate COVID-19 symptoms, preventative measures (including staying home when sick), and good hygiene.
- Clean/disinfect frequently touched surfaces and shared objects throughout the day.
- Staff will be expected to support cleaning and sanitation of classroom surfaces.
- Students are strongly encouraged to wear a mask or face covering in any instance where social distance cannot be maintained. Existing dress codes will apply to face coverings that are worn.
- Masks and/ or face shields are required to be worn by staff in any instance where social distance cannot be maintained.
- Turn off water fountains and allow students and staff to bring water bottles from home to use at bottle filling stations or provide bottled water.
- Conduct deep cleaning of schools prior to students/staff returning; schedule periodic cleanings during weekends or school holidays/breaks (to the extent practicable)
- Practice physical distancing of students and staff (where practicable). Staff and students must do their very best to maintain as much distance as possible from others.



## Transportation

### Substantial Spread


- School buildings are closed; buses used to deliver meals to alternate food locations.
- Reduce contact by delivering multiple meals during a designated time.


### Minimal/Moderate Spread

- Eliminate field trips.
- Follow MSHSAA guidelines for extra-curricular activities.

### Low/No Spread

- Implement standard operating procedures while taking preventative measures such as:
  - Providing hand sanitizer for students and bus drivers
  - Masks are required for drivers and students per federal transportation order.
  - Limiting field trips
  - Cleaning and disinfecting frequently touched surfaces on the bus between each use.
  - Airing out buses when not in use.
  - Implement seating charts with families sitting together. Buses will be loaded from the back to the front to minimize student contact and interaction.
  - Parents who can transport their students to/from school are encouraged to do so to help minimize the number of students riding the bus and allow for minimized contact. (Or have students walk or ride bikes if feasible.)
  - Utilize an isolation seat for any student who exhibits symptoms. Student will be given a mask and sent to the nurse for evaluation upon arrival to school.

<b>Transitioning</b>			
	<b>Substantial Spread</b>	<b>Minimal/Moderate Spread</b>	<b>Low/No Spread</b>
	<p>School buildings are closed.</p>	<ul style="list-style-type: none"> <li>• Limit mixing between groups (to the extent practicable).</li> <li>• Have the same group of students stay with the same staff (or in the same location) as much as feasible.</li> </ul>	<ul style="list-style-type: none"> <li>• Implement standard operating procedures while taking preventative measures such as:               <ul style="list-style-type: none"> <li>-Strongly encouraging secondary students to wear face masks/coverings where physical distancing cannot be maintained.</li> <li>--Designate areas of the hallway as flow paths to keep students separated to minimize congregation of students. (to the extent practicable).</li> <li>-6-12 grade students will be allowed to carry backpacks to class to minimize contact at lockers.</li> </ul> </li> </ul>

<b>Conducting Large Group Gatherings</b>			
	<b>Substantial Spread</b>	<b>Minimal/Moderate Spread</b>	<b>Low/No Spread</b>
	<p>School buildings are closed.</p>	<ul style="list-style-type: none"> <li>• Cancellation or modification of school extra-curricular events (dances/parties/concerts).</li> </ul>	<ul style="list-style-type: none"> <li>• Implement standard operating procedures while taking preventative measures such as:               <ul style="list-style-type: none"> <li>-Providing hand sanitizer.</li> <li>-Limiting unnecessary groups and/or extra-curricular events.</li> <li>-Follow MSHSAA guidelines for sporting events and practices. (This could mean limited attendance and/or guidelines at sporting or other events.)</li> <li>- Utilize large spaces (i.e. gymnasiums, outside spaces – as weather permits)</li> <li>--Stagger schedules for large group gatherings; practice social distancing.</li> </ul> </li> </ul>



## Entering the School Buildings/Screening

### Substantial Spread

School buildings are closed; staff will primarily utilize virtual tools and platforms.

### Minimal/Moderate Spread

- Restrict nonessential visitors and volunteers. Face coverings mandatory.
- Implement protocol for student pick up/drop off: staggered entry and marked spacing for pick up.

### Low/No Spread

- Implement standard operating procedures while taking preventative measures such as:
  - Provide hand sanitizer for students and staff.
  - Limit unnecessary congregations of students and staff.
  - Students will report to 1<sup>st</sup> hour class/homeroom when they arrive at school to limit mixing of cohort groups.
- Parents will conduct at home-screening prior to sending students to school. *(See Home Screening Checklist at the end of this document.)*
- Where appropriate, handheld thermal temperature readers will be used. Anyone experiencing a temperature at/above 100.0 will immediately be moved to a designated isolation room to minimize any further contact with others until they are able to go home.
- Limited visitor access to buildings:
  - Parents are asked to call ahead to have a student dismissed, and the student will be sent out to you.
  - All visitors will be asked if they have been experiencing any COVID-19 symptoms and will have temperature taken when entering the building.



## Food Service

### Substantial Spread

- Practice established social distancing protocols to the greatest extent practicable.
- Provide PPE to participating staff.
- Reduce contact by providing multiple days worth of meals during a designated time.

### Minimal/Moderate Spread

- Use disposable plates, utensils, etc. when appropriate.  
Alternative Serving Models:
- Serving meals in classrooms
- Serving meals in cafeterias with:
  - Spaced serving lines
  - Spaced seating (utilize outdoor space as practicable and appropriate)
  - Consider pre-packaged boxes or bags for each student instead of traditional serving lines.

### Low/No Spread

- Implement standard operating procedures while taking preventative measures such as:
  - Providing hand sanitizer for students and staff and allow students hand washing before and after meal service.
  - Conducting cleaning of cafeterias and high-touch surfaces throughout the school day between uses.
  - Pre-made salads vs. salad bar (no self-serve)
  - Mark spaced lines to enter the cafeteria and serving lines (to the extent practicable); designate entrances and exit flow paths; stagger use; spaced seating to the extent practicable
  - Avoid sharing of foods and utensils.
  - Provide PPE for kitchen staff use.
  - Grab and go meals will be served for breakfast.



## Supporting Teaching and Learning

### Substantial Spread


School buildings are closed.  
Implement a Distance Learning Plan.


### Minimal/Moderate Spread

- Maximize social distancing (to the extent practicable).
- Utilize large spaces and outside spaces – as weather permits) for social distancing.

### Low/No Spread

- Implement standard operating procedures while taking preventative measures such as:
  - Desks in classrooms will be spaced as far apart as possible and facing the same direction to allow for social distancing.
  - Seating charts will be required in all classrooms to limit exposure and for contact tracing purposes in conjunction with local health departments if needed.
  - Limiting physical interaction through partner or group work.
  - Limit shared materials.
  - Classes will engage in outdoor activities as much as possible (especially physical education and music classes)
  - Handwashing before and after physical activity will be expected.
- Prepare for potential future distance/ remote learning.
  - Integrate virtual learning practices (digitizing lessons and utilizing online assignments).
  - Provide virtual learning-specific professional development for teachers.
- Provide remote/distance learning opportunities in consultation with parents and staff.

 <p><i>* Vulnerable Populations -- Elderly individuals and/or individuals with serious underlying health conditions, as outlined by the CDC and/or the MO State Health Dept.</i></p>	Protecting Vulnerable Populations*		
	Substantial Spread	Minimal/Moderate Spread	Low/No Spread
	<p>School buildings are closed.</p>	<ul style="list-style-type: none"> <li>• Allowing vulnerable students to complete their coursework virtually.</li> <li>• Provide PPE to vulnerable students and staff as appropriate.</li> </ul>	<ul style="list-style-type: none"> <li>• Implement standard operating procedures while taking preventative measures such as: <ul style="list-style-type: none"> <li>-Allow vulnerable students and staff to wear PPE throughout the school day (to the extent practicable).</li> <li>-Employ an additional health care aide.</li> <li>-Allow early transitions for vulnerable students to go to classes.</li> </ul> </li> </ul>

	When a Child, Staff Member, or Visitor Becomes Sick at School
	<ul style="list-style-type: none"> <li>• Students or staff who display symptoms of COVID-19 while at school will be moved to a designated isolation area to minimize contact with others until they go home.</li> <li>• Students and staff who are identified as a close contact of a positive case will not be permitted to return to school until after they have been released by the local health department.</li> <li>• Students and staff may be contacted to assist with contact tracing efforts, review assigned seating charts, and to determine which individuals the positive case had contact with while contagious.</li> </ul>



## **At-Home Screening Checklist**

*Parents/Guardians: Please screen your children for symptoms at home each morning prior to sending your child to school. If your child exhibits symptoms, please keep them home and contact your healthcare provider for guidance. (This list is subject to change as new symptoms of COVID-19 are identified.)*

- \* Fever/chills**
- \* Cough**
- \* Headache/Muscle aches**
- \* Nausea, vomiting or diarrhea**
- \* New loss of taste or smell**
- \* New runny nose or congestion**
- \* Shortness of breath or difficulty breathing**
- \* Sore throat**
- \* Close contact with a person with COVID-19 in the last 14 days**

## **Fayette R-III District Expectations for Distance Learning (Red Level)**

(Also known as Alternative Method of Instruction)

### **Student:**

- Treat each day like a school day. Set a routine, create a schedule, and complete work on a daily basis. Academic integrity is expected.
- Ensure that your environment is conducive to school work and free from distractions.
- Log into Google classroom or Seesaw every school day to check for updates, messages and alerts for all classes.
- View all recorded instructional videos of lessons or demonstrations in each content area.
- Create a plan to complete daily assignments and long-term assignments as assigned.
- Read posts/instructions prior to submitting assignments or questions.
- Participate actively in the course.
- Demonstrate positive digital citizenship and online etiquette.
- Communicate with the teacher - through Google Classroom or Seesaw, school email, or scheduled virtual meetings.
- Attend all required virtual meetings.
- Be proactive in resolving any issues regarding technology. Alert your teacher and principal of any concerns.

### **Parent:**

- Check with students daily to make sure work is completed.
- Check the SIS Portal (for CMS/FHS students) to monitor student progress.
- Communicate with teachers if your child is needing academic or social/emotional support.
- View tutorials available on the district webpage under parent resources on how to access: SISK12 Parent Portal (to learn how to check grades) and Google Classroom/Seesaw (to learn how to access, upload documents, and submit assignments).

### **Technology:**

- Each student will be assigned a device to be used at school and home throughout the year. Students and parents will complete a Device Use Agreement that states responsible use and care expectations along with equipment repair/replacement cost if damaged during check out.
- Grades K-5 student devices will remain at school unless distance learning is being conducted at home. Students are required to bring the device back to school for all in-person learning days.
- Grades 6-12 students will have the option to take devices home on a daily basis and bring the device back to school charged and ready for use.
- The district will have access to a limited number of hot spots. These will be available for check out based on need.
- K-12 will use a consistent platform to launch all learning. Google Classroom or Seesaw will be the primary platform for students to receive assignments and instructions. Zoom or Google Meet will be the platform for video conferencing.

## District Schedule for Class Zoom/Google Meet Sessions

Elementary						
		Tuesday	Wednesday	Thursday	Friday	Office Hours:
	8:00 - 8:55	K	3	K	3	All elementary
	9:00 - 9:55	1	4	1	4	1:00 - 3:00
	10:00 - 10:55	2	5	2	5	Tuesday - Friday
Secondary						
		Tuesday	Wednesday	Thursday	Friday	
1st Hour	11:30 - 11:55	FHS	CMS	FHS	CMS	Office Hours:
2nd Hour	12:00 - 12:25	FHS	CMS	FHS	CMS	All Secondary
3rd Hour	12:30 - 12:55	FHS	CMS	FHS	CMS	9:00 - 11:00
4th Hour	1:00 - 1:25	FHS	CMS	FHS	CMS	Tuesday - Friday
5th Hour	1:30 - 1:55	FHS	CMS	FHS	CMS	
6th Hour	2:00 - 2:25	FHS	CMS	FHS	CMS	
7th Hour	2:30 - 2:55	FHS	CMS	FHS	CMS	

**This schedule was developed to help families manage streaming of courses and assist in managing the need for multiple students to be actively engaged at one time. All other lessons will be recorded in various platforms and can be accessed as time allows throughout the school day.**

### Additional Resources:

For questions regarding:	Contact:
Using Zoom, Seesaw or Google Classroom	Zoom Help Center: <a href="https://support.zoom.us/hc/en-us">https://support.zoom.us/hc/en-us</a> Google Classroom Support Center: <a href="https://support.google.com/edu/classroom/?h#topic=6020277">https://support.google.com/edu/classroom/?h#topic=6020277</a>
Special education or interventions	Case managers and/or Melissa Duren <a href="mailto:mduren@fayetteschool.org">mduren@fayetteschool.org</a>
Concerns about a student's social-emotional wellness	Guidance counselors and/or principals Cassidy Spaeder <a href="mailto:cspaeder@fayetteschool.org">cspaeder@fayetteschool.org</a> Tiffany Swanson <a href="mailto:tswanson@fayetteschool.org">tswanson@fayetteschool.org</a>
Digital learning resources	Librarians and/or principals Amy Uthlaut <a href="mailto:authlaut@fayetteschool.org">authlaut@fayetteschool.org</a> Jan Bagby <a href="mailto:jbagby@fayetteschool.org">jbagby@fayetteschool.org</a>
Health Related Questions	School Nurse-Kelly Beeler <a href="mailto:kbeeler@fayetteschool.org">kbeeler@fayetteschool.org</a>
Technology Support	Tom Oakley <a href="mailto:toakley@fayetteschool.org">toakley@fayetteschool.org</a>